

NOVELTIES 2022



CASTALDI

NOVELTIES 2022

INDEX

Introduction Introduzione

Auralis, limitless lighting	p. 4
Castaldi, light is our mission	p. 10
We love what we do. Our values	p. 12
Outdoor	p. 20
Indoor	p. 22
Urban	p. 24

Products Prodotti

Novelties 2022	p. 26
----------------	-------

AURALIS

Combined with technological innovation and a design approach, Castaldi's indoor and outdoor technical lighting, Penta's decorative and contemporary design and Arreoluce's great masters of design seamlessly come together to create a world-class example of Italian excellence and creativity.

L'illuminazione tecnica indoor e outdoor di Castaldi, il design decorativo e contemporaneo di Penta e i grandi Maestri del design di Arredoluce, si fondono in un esempio di eccellenza e creatività italiana, innovazione tecnologica e approccio progettuale.

 AURALIS

 PENTA

 CASTALDI

 ARREDOLUCE

AURALIS

Auralis is the first integrated industrial hub in the lighting field.

Auralis is an all-Italian reality that satisfies all kinds of lighting needs, whether its indoor or outdoor technical solutions, residential and contract projects, contemporary design collections or just great classics. A unique, vertical and comprehensive group of excellence which defines a new era in the lighting sector through a strong drive for technological innovation, the pursuit for beauty, and a clear mission aimed at promoting the culture of light as a tool to improve the quality of people's lives.

Auralis è il primo polo industriale integrato, nell'ambito dell'illuminazione.

Una realtà tutta italiana, in grado di soddisfare ogni genere di esigenza di illuminazione, che si tratti di soluzioni tecniche indoor o outdoor, di progetti per il residenziale o per il contract, di collezioni di design contemporaneo o nell'ambito dei grandi classici. Un gruppo di eccellenze unico, verticale e completo, che definisce una nuova era del settore illuminotecnico, attraverso una forte propensione all'innovazione tecnologica, una costante ricerca della bellezza ed una missione ben chiara, volta alla promozione della cultura della luce come strumento per migliorare la qualità della vita delle persone.

AURALIS




Auralis supports man's innate need for beauty, for building wonders without setting limits, except that of imagination. For such reason, it supports architects and lighting designers to create all-round lighting solutions by working alongside customers and partners with a sales and assistance network that spans in more than 95 countries worldwide.

Auralis sostiene l'innata attitudine dell'uomo nel ricercare la bellezza, nel costruire meraviglie, senza porsi limiti, se non quello dell'immaginazione. Per questo affianca architetti e lighting designers attraverso soluzioni a 360 gradi per l'illuminazione e lo fa lavorando al fianco di clienti e partner con una rete vendita e assistenza attiva in oltre 95 paesi nel mondo.

“
Limitless lighting”
”



CASTALDI LIGHT IS OUR MISSION



The Vessel - New York - 2017



Metro - Milan - 1964

Castaldi has been innovating since 1938. In its over 80 years of history, it has totally reinvented the lighting sector, introducing the concept of architectural lighting half of a century ahead of its time. As a pioneer of technical solutions designed to enhance rather than simply light up external spaces and architectures, Castaldi seeks to improve the spaces in which we spend our time. A market leader internationally, Castaldi offers a wide range of high performance products with a refined design and avant-garde technology.

Castaldi, innova dal 1938. In oltre 80 anni ha incessantemente reinventato il settore dell'illuminazione, introducendo con oltre mezzo secolo di anticipo il concetto di illuminazione architettonica. Pioniere delle soluzioni tecniche in grado di valorizzare e non semplicemente mostrare gli spazi esterni e le architetture, Castaldi è artefice del miglioramento degli spazi in cui viviamo il nostro tempo. Player protagonista del mercato internazionale in grado di offrire la più ampia gamma di prodotti ad elevata performance, design ricercato e tecnologie in continua evoluzione.

CASTALDI: OUR VALUES



Who says that the term “made in Italy” is only about beauty? And who says that technology can’t be breathtakingly beautiful? At Castaldi, we love to be surprised by talent and admire the unexpected. As ambassadors of Italian creativity and masters of innovation, every new solution must make our hearts beat first.

Chi dice che “made in Italy” significhi solo bellezza? E chi dice che la tecnologia non sia anche bella da togliere il fiato? In Castaldi amiamo sorprenderci di fronte al talento, fermarci ad ammirare qualcosa di inaspettato. Siamo ambasciatori della creatività italiana e testimoni di una storia di innovazione ed ogni nuova soluzione, deve farci prima battere il cuore.

“
The beauty
of innovation”




CASTALDI: OUR VALUES

“

Image
something
perfect

”





Research and development, controls of production processes, quality assurance, flexibility and design capacities – the very best standards are achieved through the continuous pursuit of perfection, but what moves us most is the power of imagination.

Ricerca e sviluppo, controllo dei processi produttivi, quality assurance, flessibilità e capacità progettuale. Gli standard più elevati si raggiungono attraverso la continua ricerca della perfezione, ma ciò che ci muove è pura, semplice e potentissima immaginazione.

CASTALDI: OUR VALUES



We believe in the power of ideas and support whatever illuminates our paths. Castaldi products are installed around the world in the most iconic and challenging contemporary architectures. Because, like the most visionary designers, we pursue and feed on ideas until they are realized, marvelling them, as if it were the first time.

Crediamo nel potere delle idee, sosteniamo ciò che illumina nuove strade. I prodotti Castaldi sono installati in tutto il mondo nei luoghi più iconici e sfidanti dell'architettura contemporanea, perché come i più visionari progettisti, inseguiamo un'idea, ce ne nutriamo, fino a vederla realizzata, meravigliandocene ogni volta, come se fosse la prima.

“ We help
build
marvels ”



CASTALDI LIGHTING PROJECTS

Hospitality



Luxury Design Hotel Tel Aviv, Israel



Elements Studio Henninger Turm Frankfurt, Germany

Residential



Apartment City Life Milan, Italy



Private House Modena, Italy



Villa Lario Lecco, Italy

Public areas



The Vessel New York, USA



Abu Dhabi International Airport Abu Dhabi, UAE

Retail



Stone Island Store Milan, Italy



Poliform Showroom Tunis, Tunisia

CASTALDI: OUTDOOR

Exploring a new approach to the outdoors as a social space, whether it be private, public or urban, we were the first to bring the concept of architectural lighting into outside spaces. Today, in addition to the most appropriate lighting for walking, dining or simply enjoying spaces together, we also offer advanced lighting devices and systems in terms of their optical technology and energy performance in the pursuit of beauty and harmony according to the specific context of the lighting project.

Abbiamo portato per primi il concetto di luce architettonica negli spazi esterni, esplorando un nuovo approccio all'outdoor, come spazio sociale, sia esso privato, pubblico o urbano. Oggi portiamo, oltre alla luce più corretta per passeggiare, cenare o semplicemente godersi gli spazi insieme, apparecchi o sistemi di luce avanzati in termini di tecnologia ottica e performance energetica e lo facciamo attraverso la ricerca della bellezza e dell'armonia con il contesto in cui il progetto illuminotecnico si sviluppa.

CASTALDI: INDOOR

The lighting of an enclosed environment has a significant impact on the activities that take place within and on the comfort of those who live it, whether it be a work, residential or leisure space. With optimal lighting comfort and visual well-being, individuals can perform their tasks at best, whatever the time of day. Castaldi's systems observe and anticipate all the parameters for visual well-being that may arise during the design phase. Lighting is thus designed not only to optimise energy savings but also for its positive impact on our psychophysical well-being.

L'illuminazione di uno spazio chiuso incide notevolmente sull'attività che vi si svolge e sul comfort di chi lo vive, sia esso uno spazio di lavoro, residenziale o leisure. In una condizione di comfort illuminotecnico, o benessere visivo, gli individui possono svolgere nel modo migliore le diverse attività della giornata.

I sistemi Castaldi rispettano ed anticipano tutti i parametri del benessere visivo da prendere in considerazione durante la fase progettuale. In questo senso, l'illuminazione viene quindi progettata non solo per ridurre il consumo energetico ma ancor prima per il suo impatto positivo sullo stato psicofisico dell'uomo.



CASTALDI: URBAN

Energy savings and a low environmental impact are essential conditions for lighting in the construction, public and private sectors. The city of the future looks to sustainability and technology. Unique, beautiful, safe places ensuring increasingly low energy consumption – with this approach, we adapt our lighting according to the customer's needs.

Risparmio energetico e basso impatto ambientale sono condizioni essenziali per la costruzione e l'illuminazione pubblica e privata. La città del futuro guarda alla sostenibilità e alla tecnologia. Luoghi unici, belli e sicuri, con consumi sempre più contenuti. Con questo approccio adattiamo la luce alle esigenze dei nostri clienti.



NOVELTIES 2022

Novelties 2022

OUTDOOR

Projectors
Proiettori



Boxer Round
Snap

p. 90
p. 78

Downlight



Sosia

p. 104

Step light
Segnapasso



Nail
On

p. 66
p. 30

Bollard
Paletti



Disc
Nail
On
Rosebud

p. 42
p. 66
p. 30
p. 54

Urban lighting
Arredo urbano



Boxer Round
Disc

p. 90
p. 42

INDOOR

Linear effects
Effetti lineari



Way linear system

p. 116

Downlight



Sosia

p. 104

ON

design by Marco Acerbis




Simple, geometric step lights and bollards embellished by a lateral cut that makes for a remarkably sophisticated and elegant design. The wall-mounted version may be flush or projecting, thus adapting to any architectural need, while the asymmetrical beam ensures optimal lighting and increases the distance between fixtures.

Segnapasso e bollard dalle forme semplici e geometriche impreziosite dal taglio laterale che rende il design di questa collezione sofisticato ed elegante.

La versione a parete può essere installata ad incasso o sporgente, adattandosi all'inserimento in qualsiasi architettura e il fascio asimmetrico garantisce una corretta illuminazione aumentando l'interdistanza tra gli apparecchi.

D73 On

Projectors | Linear effects | Downlight | Wall mounted | **Step light** | Walk-over | **Bollard** | Urban lighting | Signal lights | Underwater



ON



On round
wall mounted /
wall recessed



On square
wall mounted /
wall recessed



On rectangular
wall mounted /
wall recessed



On bollard
h 600 mm



On bollard
h 900 mm

Electrical features/Caratteristiche elettriche



LED 2700K CRI>80 - 3000K CRI>80 - 4000K CRI>80
MacAdam: Step3 or better
24 Vdc remote driver
220-230 Vac driver included (bollard only)

LED 2700K CRI>80 - 3000K CRI>80 - 4000K CRI>80
MacAdam: Step3 o migliore
24 Vdc driver remoto
220-230 Vac driver incluso (solo bollard)

Finishes/Finiture

Polyester powder coating, with a pluri-processed against corrosion (passed the exposure of over 1500 hours in a saline mist environment).

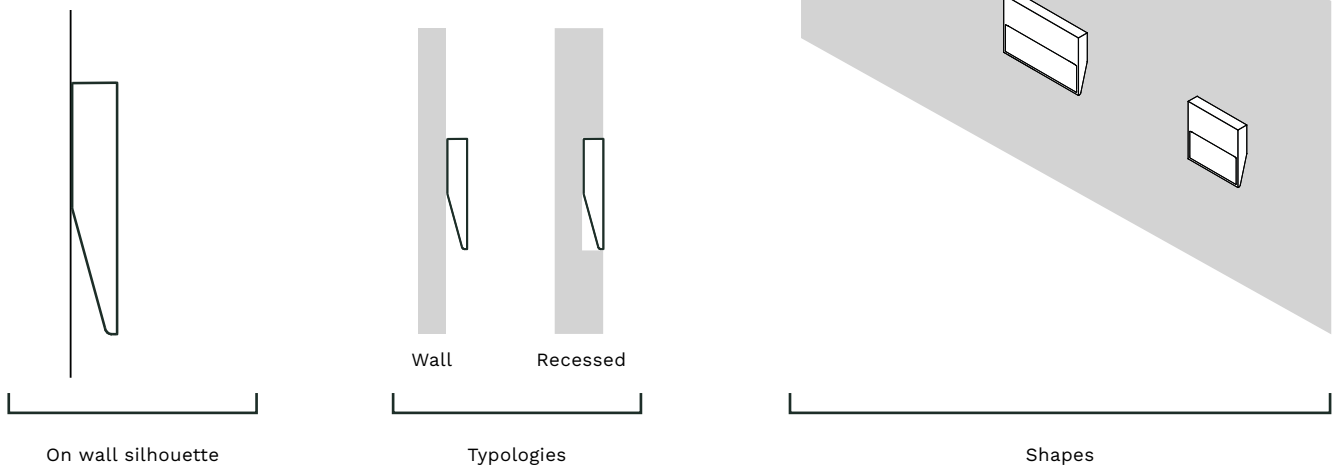
Verniciatura a polveri poliesteri, previo pluritrattamenti contro la corrosione (supera il test di 1500 ore in nebbia salina).

-  Embossed white/Bianco goffrato
-  Embossed aluminium Grey/Grigio alluminio goffrato
-  Embossed graphite/Grafite goffrato


Optics/Ottiche


Asymmetrical lens to ensure correct illumination and increase interdistance.

Lente a fascio asimmetrico dedicata, per assicurare una corretta illuminazione e per aumentare l'interdistanza tra gli apparecchi.

















ON STEP LIGHT



SQUARE



RECTANGULAR



ROUND

SQUARE: 165(L) x 30(W) x 165(H) mm

RECTANGULAR: 250(L) x 30(W) x 165(H) mm

ROUND: Ø165(L,H) x 30(W) mm

IP65

Insulation class: III

Corrosion resistant die-cast aluminium cover.

24Vdc remote driver.

IP65

Classe di isolamento: III

Copertura in alluminio pressofuso, resistente alla corrosione.

24Vdc driver remoto.

SQUARE

RECTANGULAR

ROUND

Total system power

Lumen output max (4000K)

8.4W

470lm

13.1W

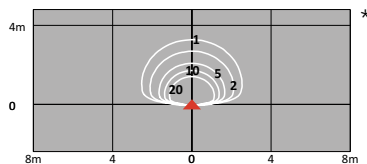
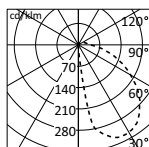
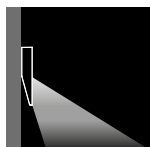
711lm

8.4W

470lm

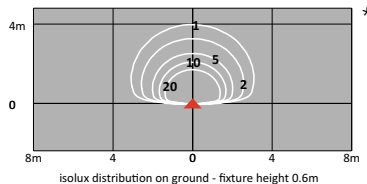
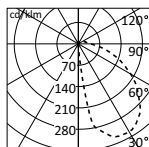

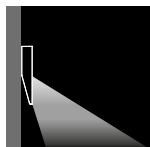
Wall mounted and wall recessed- Square and Round versions

Parete e incasso parete - Versioni quadrato e tondo



Wall mounted and wall recessed- Rectangular version

Parete e incasso parete - Versione rettangolare



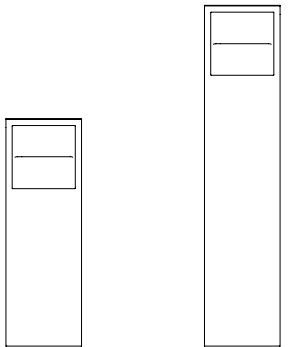
*Only for On 3000K ON-OFF.

Other available versions: 2700K or 4000K and DALI.

*Solo per On 3000K ON-OFF.

Altre versioni disponibili: 2700K o 4000K e DALI.

ON BOLLARD



h 600 mm

h 900 mm

IP65
 Insulation class: I
 Corrosion resistant extruded aluminium bollard and die-cast aluminium cover.
 220-230Vac driver included.

IP65
 Classe di isolamento: I
 Paletto e copertura in alluminio pressofuso resistente alla corrosione.
 220-230Vac driver incluso.

h 600: 200(L) x 50(W) x 600(H) mm
 h 900: 200(L) x 50(W) x 900(H) mm

h 600 mm

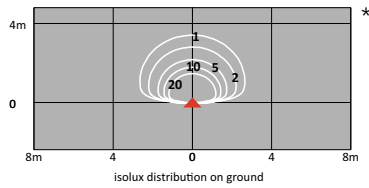
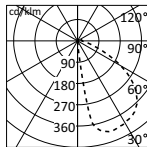
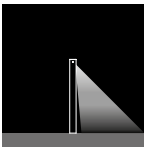
h 900 mm

Total system power
 Lumen output max (4000K)

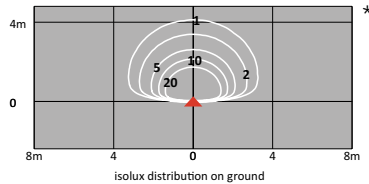
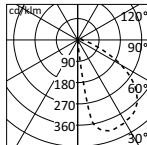
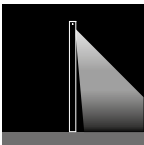
9.5W
 470lm

9.5W
 470lm

h 600 mm



h 900 mm



*Only for On 3000K ON-OFF.
 Other available versions: 2700K or 4000K and DALI.

*Solo per On 3000K ON-OFF.
 Altre versioni disponibili: 2700K o 4000K e DALI.

DISC

design by Olle Lundberg



A simple ring with an extraordinary design complexity. Disc is the perfect blend of design and innovation.

This family of products consists of bollards of various heights and a lamp post head in two diameters. The light engine comes in two different types, with and without a visible edge, depending on whether it is used in private or public spaces. The design comprises a metal disc that intersects with the central structure by means of three spokes, which allow the sky to be glimpsed in between.

The thin line of light along the edges, resulting from advanced research into aesthetics, illuminates the space subtly and comfortably, adding a distinctive touch of timeless style.

Un semplice anello dalla grande complessità progettuale. Disc è la perfetta sintesi tra design e ricerca.

Una famiglia di prodotti che si compone di bollard di varie altezze ed una testa palo, con due differenti diametri. Il motore luminoso è di due differenti tipologie, con e senza bordo visibile, a seconda di applicazioni in spazi privati o pubblici. Il disegno è composto da un disco metallico che si interseca con la struttura centrale con tre razze, creando spazi vuoti che lasciano intravedere il cielo.

La sottile linea di luce laterale, risultato di un'elevata ricerca estetica, illumina gli spazi in modo discreto e confortevole con uno stile inconfondibile e senza tempo.

D76 Disc

Projectors | Linear effects | Downlight | Wall mounted | Step light | Walk-over | **Bollard | Urban lighting** | Signal lights | Underwater



DISC



Disc bollard
optic / opal
h 600 mm



Disc bollard
optic / opal
h 900 mm



Disc bollard
optic
h 2300 mm



Disc pole
optic
h 5000 mm

Electrical features/Caratteristiche elettriche



LED 2700K CRI > 80 (only bollard) - 3000K CRI>80 - 4000K CRI>80
MacAdam: Step3 or better
24 Vdc driver included (Disc bollard)
220-240 Vac driver included (Disc pole)
ON-OFF or DALI

LED 2700K CRI > 80 (solo bollard) - 3000K CRI>80 - 4000K CRI>80
MacAdam: Step3 o migliore
24 Vdc driver incluso (Disc bollard)
220-240 Vac driver incluso (Disc palo)
ON-OFF o DALI

Finishes/Finiture

Polyester powder coating, with a pluri-processed against corrosion
(passed the exposure of over 1500 hours in a saline mist environment).

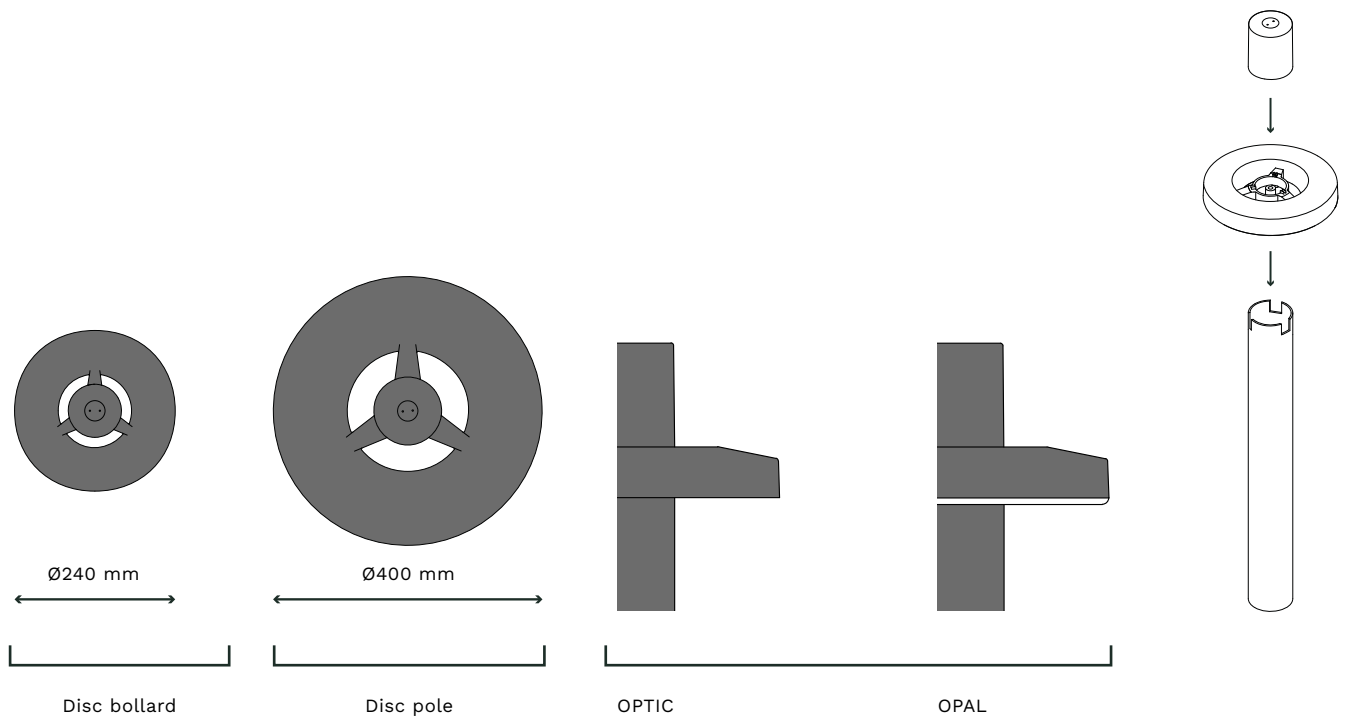
Verniciatura a polveri poliesteri, previo pluritrattamenti contro la
corrosione (supera il test di 1500 ore in nebbia salina).

-  Embossed aluminium Grey/Grigio alluminio goffrato
-  Embossed graphite/Grafite goffrato

Optics/Ottiche


Asymmetrical lens to ensure correct illumination and increase
interdistance. Opal lens for residential and private applications.

Lente a fascio asimmetrico dedicata, per assicurare una corretta
illuminazione ed aumentare l'interdistanza tra gli apparecchi.
Lente opale per applicazioni residenziali e private.










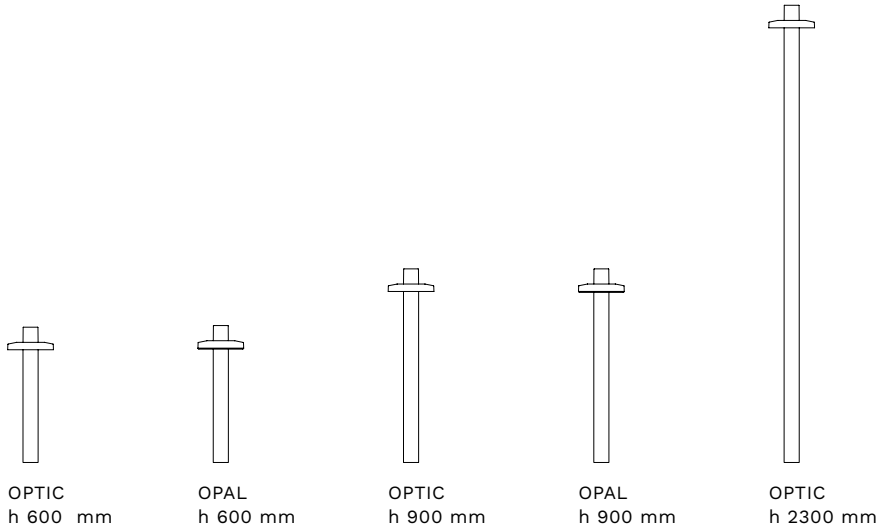






DISC

DISC BOLLARD



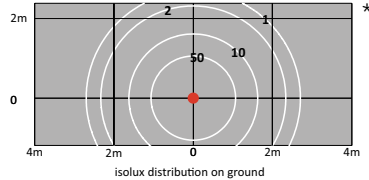
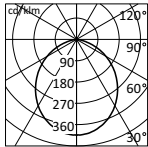
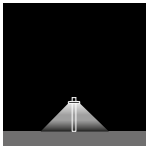
DISC OPTIC h 600: Ø240(L,W) x 720(H) mm
 DISC OPAL h 600: Ø240(L,W) x 720(H) mm
 DISC OPTIC h 900: Ø240(L,W) x 1020(H) mm
 DISC OPAL h 900: Ø240(L,W) x 1020(H) mm
 DISC OPTIC h 2300: Ø240(L,W) x 2420(H) mm

IP65
 Corrosion resistant die-cast aluminium body and upper cap. Aluminium extruded bollard. Extra clear high efficiency tempered glass (only for optic version).

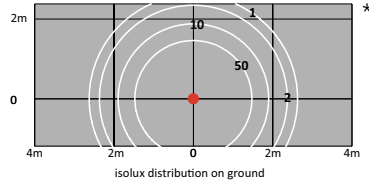
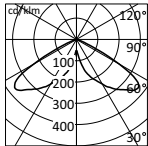
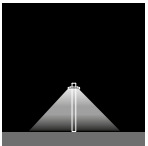
IP65
 Corpo e tappo superiore in alluminio pressofuso, resistente alla corrosione. Paletto in alluminio estruso. Vetro temperato extra chiaro ad alta efficienza (solo per versione optic).

	OPTIC h 600 mm	OPAL h 600 mm	OPTIC h 900 mm	OPAL h 900 mm	OPTIC h 2300 mm
Total system power	9W	11W	9W	11W	17W
Lumen output max (4000K)	1117lm	1090lm	1117lm	1090lm	2094lm

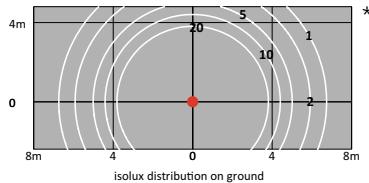
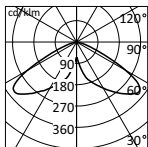
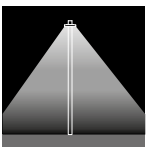
OPAL h 600 mm



OPTIC h 900 mm



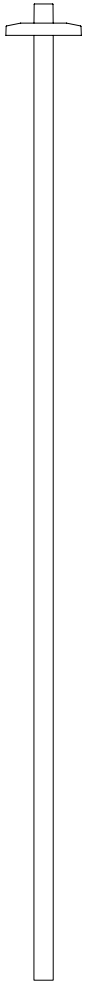
OPTIC h 2300 mm



*Only for Disc 3000K ON-OFF.
 Other available versions: 2700K and 4000K.

*Solo per Disc 3000K ON-OFF.
 Altre versioni disponibili: 2700K e 4000K.

DISC POLE



OPTIC
h 5000 mm

DISC OPTIC h 5000: Ø400(L,W) x 5167(H) mm

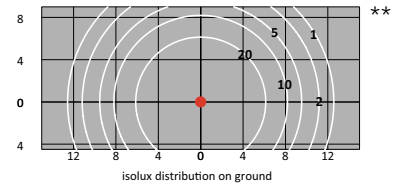
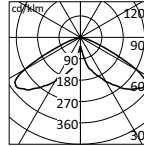
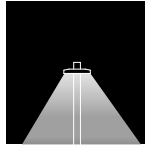
IP65
Corrosion resistant die-cast aluminium body and upper cap.
Zinc coated steel pole.
Extra clear high efficiency tempered glass.

IP65
Corpo e tappo superiore in alluminio pressofuso, resistente alla corrosione.
Palo in acciaio zincato.
Vetro temperato extra chiaro ad alta efficienza.

Total system power
Lumen output max (4000K)

**OPTIC
h 5000 mm**
58W
6200lm

OPTIC h 5000 mm



**Only for Disc 3000K ON-OFF.
Other available versions: 2700K and 4000K.

**Solo per Disc 3000K ON-OFF.
Altre versioni disponibili: 2700K e 4000K.

ROSEBUD

design by Neil Poulton



A truly unique bollard inspired by the shape of a rose bush, or more specifically, by the stem of a rose. This outdoor lamp is designed to become an integral part of the garden; an external light that hides in the undergrowth, discreetly lighting up gardens, terraces, paths and open spaces. Its modular elements create a variety of compositions at several heights, avoiding the risk of glare through dedicated optics. The lamps are available in three sizes and four finishes.

Un bollard dal design unico nel suo genere, la cui forma si ispira ad un cespuglio di rose, o più specificamente, allo stelo di una rosa. Una lampada da esterno progettata come se fosse una parte integrante del giardino, una luce esterna che si nasconde nel sottobosco, destinata a illuminare giardini, terrazze, sentieri e spazi aperti, una presenza naturale nell'ambiente che la circonda.

La modularità degli elementi permette di creare diverse composizioni su più altezze evitando il rischio di abbagliamento grazie all'ottica dedicata. Disponibile in tre dimensioni e in quattro finiture.

D75 Rosebud

Projectors | Linear effects | Downlight | Wall mounted | Step light | Walk-over | **Bollard** | Urban lighting | Signal lights | Underwater



ROSEBUD



Rosebud 1 Led



Rosebud 2 Led



Rosebud 3 Led

Electrical features/Caratteristiche elettriche





LED 2700K CRI>80 - 3000K CRI>80 - 4000K CRI>80
 MacAdam: Step3 or better
 24Vdc remote driver

LED 2700K CRI>80 - 3000K CRI>80 - 4000K CRI>80
 MacAdam: Step3 o migliore
 24Vdc driver remoto

Finishes/Finiture

Polyester powder coating, with a pluri-processed against corrosion
 (passed the exposure of over 1500 hours in a saline mist environment).

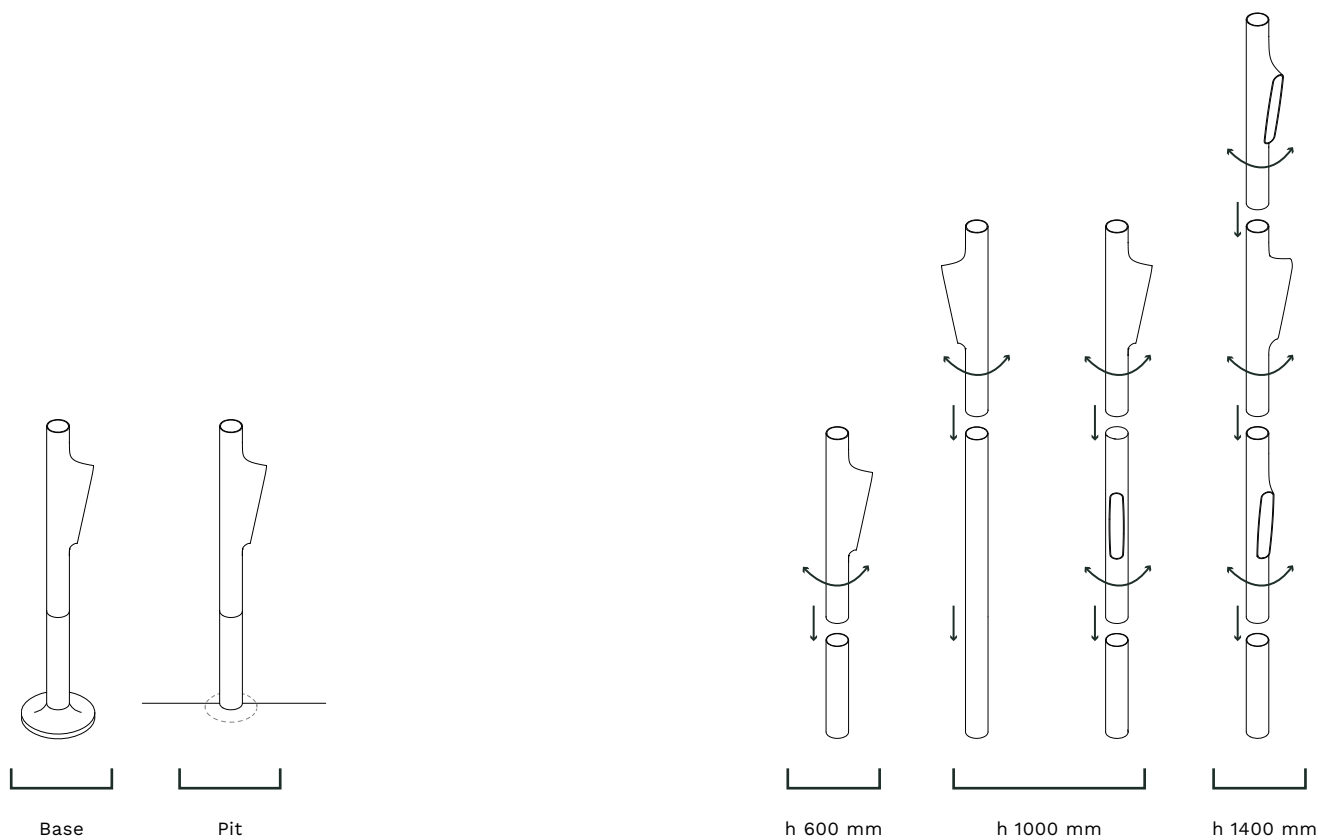
Verniciatura a polveri poliesteri, previo pluritrattamenti contro la
 corrosione (supera il test di 1500 ore in nebbia salina).

-  Embossed white/Bianco goffrato
-  Embossed black/Nero goffrato
-  Embossed green/Verde goffrato
-  Embossed corten/Corten goffrato

Optics/Ottiche


Anti-glare optics.


Ottica anti-abbagliamento.

















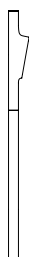
ROSEBUD

ROSEBUD BOLLARD



1 ELEMENT
83(L) x 40(W) x 600(H) mm

IP66
Insulation class: III
Stainless steel structure.
Die-cast aluminium end caps.




1 ELEMENT
83(L) x 40(W) x 1000(H) mm

IP66
Classe di isolamento: III
Struttura in acciaio inossidabile.
Testate di chiusura in alluminio pressofuso.



2 ELEMENTS
126(L) x 40(W) x 1000(H) mm



3 ELEMENTS
126(L) x 83(W) x 1400(H) mm

Total system power
Lumen output max (4000K)

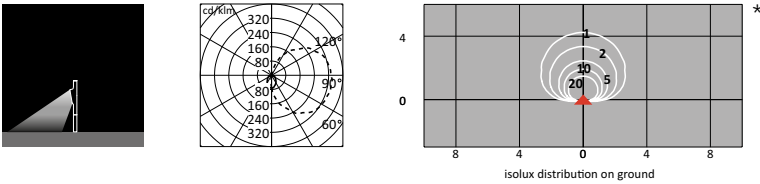
1 ELEMENT
h 600 mm
5W
420lm

1 ELEMENT
h 1000 mm
5W
420lm

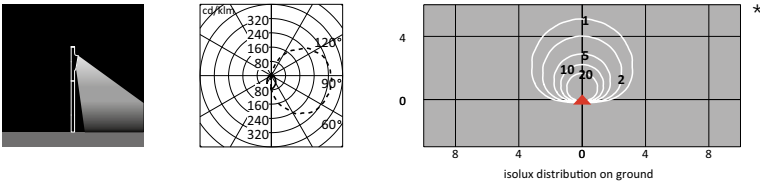
2 ELEMENTS
h 1000 mm
10W
840lm

3 ELEMENTS
h 1400 mm
15W
1260lm

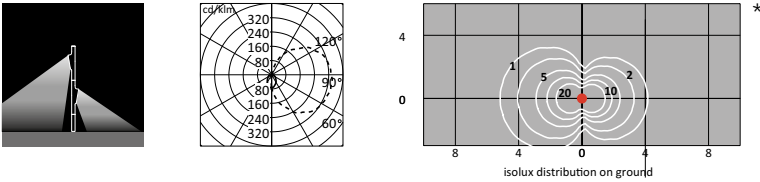
Diffused beam - 1 element - h 600 mm
Fascio diffuso - 1 elemento - h 600 mm



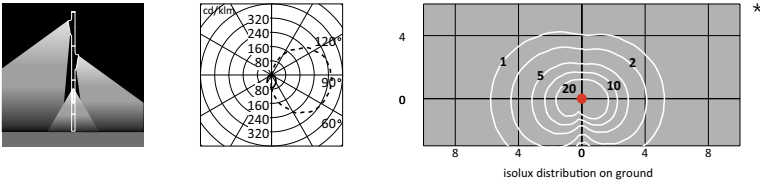
Diffused beam - 1 element - h 1000 mm
Fascio diffuso - 1 elemento - h 1000 mm



Diffused beam - 2 elements - h 1000 mm
Fascio diffuso - 2 elementi - h 1000 mm



Diffused beam - 3 elements - h 1400 mm
Fascio diffuso - 3 elementi - h 1400 mm



*Only for Rosebud 3000K ON-OFF.
 Other available versions: 2700K or 4000K and DALI.

*Solo per Rosebud 3000K ON-OFF.
 Altre versioni disponibili: 2700K o 4000K e DALI.

NAIL

design by Neil Poulton



Inspired by the shape of a nail and architectural scale models, Nail is a collection of bollards and step lights featuring a simple yet refined design. Real, life-size nails are inserted into the models to represent lighting bollards – a simple but brilliant idea.

The smooth, seamless front structure allows light to spread out continuously on the surface, ensuring optimal lighting performance. The product is available in a mono emission and a double emission version. The mono emission version can also be used as a step light.

Ispirata alla forma di un chiodo ed ai modelli architettonici in scala, Nail è una collezione di bollard e segnapasso dal design essenziale ed al tempo stesso ricercato. Veri chiodi in scala reale, inseriti nei modelli per rappresentare lampade e lampioni, diventano una idea tanto semplice quanto geniale.

La struttura frontale priva di interruzioni e giunti, permette alla luce di diffondersi con continuità sulla superficie, garantendo ottime prestazioni luminose. Disponibile in versione mono emissione o doppia emissione, la versione mono diventa anche segnapasso.

D74 Nail

Projectors | Linear effects | Downlight | Wall mounted | **Step light** | Walk-over | **Bollard** | Urban lighting | Signal lights | Underwater



NAIL



Nail bollard single emission
h 300 mm



Nail bollard double emission
h 300 mm



Nail bollard single emission
h 600 mm



Nail bollard double emission
h 600 mm



Nail wall mounted

Electrical features/Caratteristiche elettriche

LED 2700K CRI>80 - 3000K CRI>80 - 4000K CRI>80
MacAdam: Step3 or better
230 Vac driver included (Nail bollard)
24 Vdc remote driver (Nail wall mounted)

LED 2700K CRI>80 - 3000K CRI>80 - 4000K CRI>80
MacAdam: Step3 o migliore
230 Vac driver incluso (Nail paletto)
24 Vdc driver remoto (Nail segnapasso)

Finishes/Finiture

Polyester powder coating, with a pluri-processed against corrosion (passed the exposure of over 1500 hours in a saline mist environment).

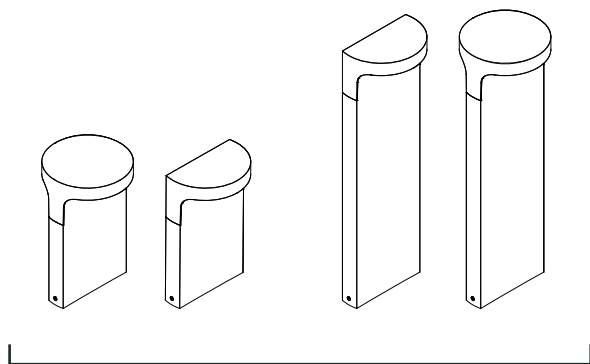
Verniciatura a polveri poliesteri, previo pluritrattamenti contro la corrosione (supera il test di 1500 ore in nebbia salina).

-  Embossed aluminium Grey/Grigio alluminio goffrato
-  Embossed graphite/Grafite goffrato
-  Embossed corten/Corten goffrato

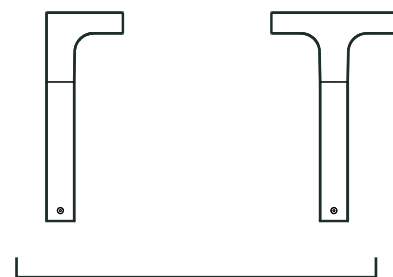
Optics/Ottiche

Asymmetrical lens to ensure correct illumination and increase interdistance.


Lente a fascio asimmetrico dedicata, per assicurare una corretta illuminazione e aumentare l'interdistanza tra gli apparecchi.



Continuous surface on Nail front side. Joint on the side only.



Nail silhouette







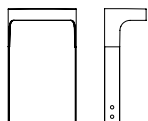




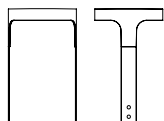


NAIL

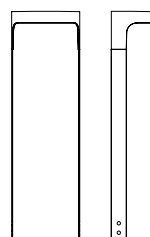
NAIL BOLLARD



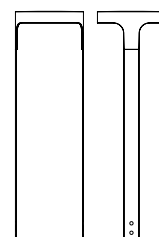
NAIL SINGLE
180(L) x 110(W) x 300(H) mm



NAIL DOUBLE
Ø180(L,W) x 300(H) mm



NAIL SINGLE
180(L) x 110 (W) x 600(H) mm



NAIL DOUBLE
Ø180(L,W) x 600(H) mm

IP65
Corrosion resistant die-cast aluminium body. Aluminium extruded bollard.

IP65
Corpo in alluminio pressofuso, resistente alla corrosione. Paletto in alluminio estruso.

Total system power
Lumen output max (4000K)

NAIL SINGLE
h 300 mm

3W
338lm

NAIL DOUBLE
h 300 mm

6W
675lm

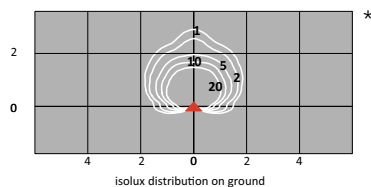
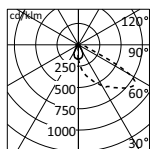
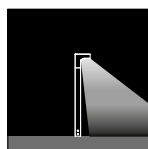
NAIL SINGLE
h 600 mm

6W
644lm

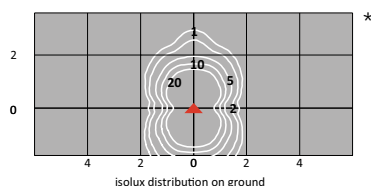
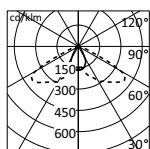
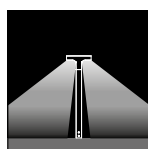
NAIL DOUBLE
h 600 mm

12W
1286lm

Single emission Monoemissione



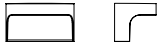
Double emission Biemissione



*Only for Nail h 600 mm 3000K.
Other available versions: 2700K or 4000K.

*Solo per Nail h 600 mm 3000K.
Altre versioni disponibili: 2700K o 4000K.

NAIL STEP LIGHT



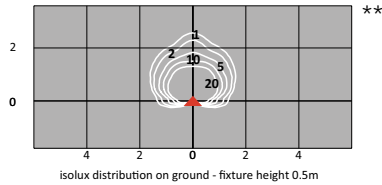
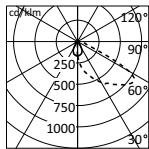
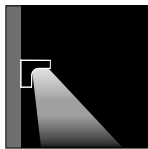
180(L) x 110(W) x 100(H) mm

IP65
Corrosion resistant die-cast aluminium body.

IP65
Corpo in alluminio pressofuso, resistente alla corrosione.

Total system power
Lumen output max (4000K)

6W
644lm



**Only for Nail 3000K.
Other available versions: 2700K or 4000K.

**Solo per Nail 3000K.
Altre versioni disponibili: 2700K o 4000K.

SNAP



Small and understated in shape, the main features of the Snap projector enable it to fit discreetly into different design contexts. With its graduated ring and metal joints, the light beam can be directed with extreme precision. The lamps are available in three sizes and finishes.

Dimensioni contenute e forma essenziale; sono queste le principali caratteristiche del proiettore Snap, capace di integrarsi con discrezione in diversi contesti progettuali. Grazie alla ghiera graduata e agli snodi metallici è possibile orientare il fascio luminoso con estrema precisione. Disponibile in tre dimensioni e finiture.

D72 Snap

Projectors | Linear effects | Downlight | Wall mounted | Step light | Walk-over | Bollard | Urban lighting | Signal lights | Underwater



SNAP



Snap 40



Snap 70



Snap 100

Electrical features/Caratteristiche elettriche




LED 2700K CRI>80 - 3000K CRI>80 - 4000K CRI>80
 MacAdam: Step3 or better
 230 Vac driver included (Snap 100)
 24 Vdc remote driver (Snap 40 and Snap 70)

LED 2700K CRI>80 - 3000K CRI>80 - 4000K CRI>80
 MacAdam: Step3 o migliore
 230 Vac driver incluso (Snap 100)
 24 Vdc driver remoto (Snap 40 e Snap 70)

Finishes/Finiture

Polyester powder coating, with a pluri-processed against corrosion (passed the exposure of over 1500 hours in a saline mist environment).

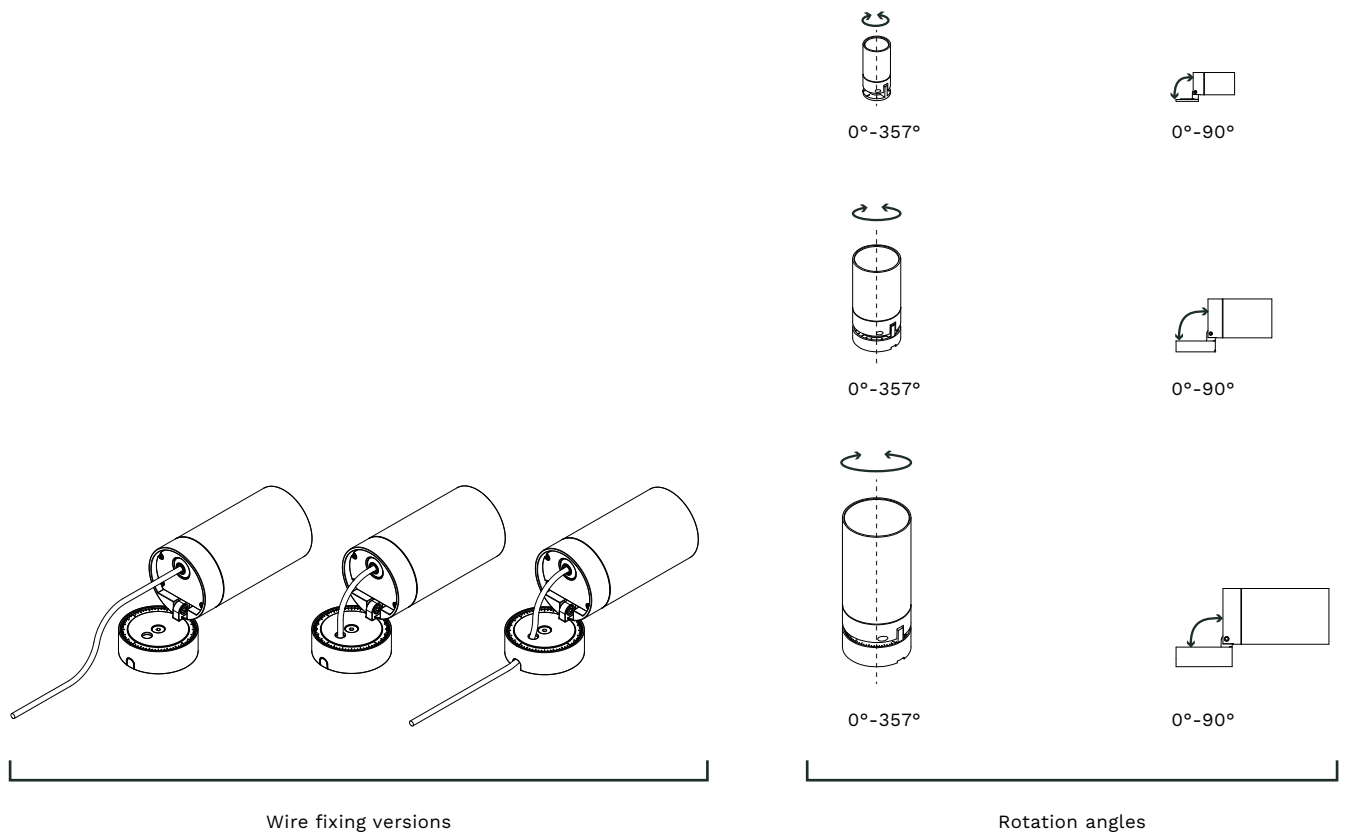
Verniciatura a polveri poliesteri, previo pluritrattamenti contro la corrosione (supera il test di 1500 ore in nebbia salina).

-  Embossed aluminium Grey/Grigio alluminio goffrato
-  Embossed graphite/Grafite goffrato
-  Embossed green/Verde goffrato

Optics/Ottiche

Super-narrow, narrow, medium, wide, very wide and diffuse beams accordingly to the different dimensions.

Lenti a fascio molto stretto, stretto, medio, largo, molto largo e diffuso in base alle differenti dimensioni.




Wire fixing versions

Rotation angles












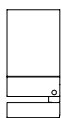


SNAP


SNAP PROJECTORS



SNAP 40



SNAP 70



SNAP 100

SNAP 40: Ø40(L,W) x 88(H) mm
SNAP 70: Ø70(L,W) x 143(H) mm
SNAP 100: Ø100(L,W) x 233(H) mm

IP66

Insulation class: I (Snap 100)
Insulation class: III (Snap 70, Snap 40)
Extruded aluminium cylinder.
Die-cast aluminium body and caps.
Extra clear high efficiency tempered glass.

IP66

Classe di isolamento: I (Snap 100)
Classe di isolamento: III (Snap 70, Snap 40)
Cilindro in alluminio estruso.
Corpo e testate in pressofusione d'alluminio.
Vetro temperato extra chiaro ad alta efficienza.

Ø40

Ø70

Ø100

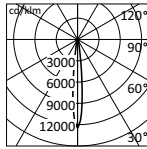
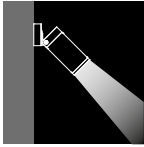
Total system power
Lumen output max (4000K)

3W
280lm

8W
869lm

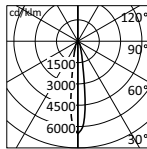
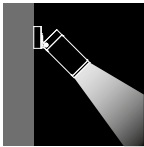
14W
1600lm

Super narrow beam
Fascio molto stretto



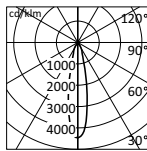
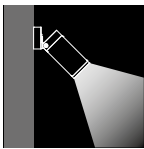
h(m)	Ø(m)	$\gamma = 0^\circ$	$\alpha = \beta = 12^\circ$	Emed(lx) *
2.00	0.40			3328
4.00	0.81			832
6.00	1.21			370
8.00	1.62			208
10.00	2.02			133

Narrow beam
Fascio stretto



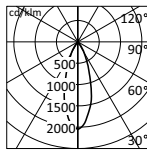
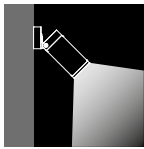
h(m)	Ø(m)	$\gamma = 0^\circ$	$\alpha = \beta = 16^\circ$	Emed(lx) *
2.00	0.58			1699
4.00	1.15			425
6.00	1.73			189
8.00	2.31			106
10.00	2.88			68

Medium beam
Fascio medio



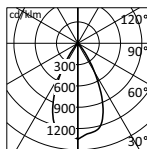
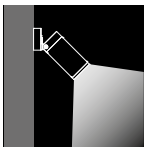
h(m)	Ø(m)	$\gamma = 0^\circ$	$\alpha = \beta = 22^\circ$	Emed(lx) *
2.00	0.78			1127
4.00	1.56			282
6.00	2.35			125
8.00	3.13			70
10.00	3.91			45

Wide beam
Fascio largo



h(m)	Ø(m)	$\gamma = 0^\circ$	$\alpha = \beta = 34^\circ$	Emed(lx) *
2.00	1.23			590
4.00	2.47			148
6.00	3.70			66
8.00	4.94			37
10.00	6.17			24

Diffused beam
Fascio diffuso



h(m)	Ø(m)	$\gamma = 0^\circ$	$\alpha = \beta = 53^\circ$	Emed(lx) *
2.00	2.00			256
4.00	3.99			64
6.00	5.99			28
8.00	7.98			16
10.00	9.98			10

*Only for Snap 100 3000K ON-OFF.
Other available versions: 2700K or 4000K and DALI.

*Solo per Snap 100 3000K ON-OFF.
Altre versioni disponibili: 2700K o 4000K e DALI.

BOXER ROUND

design by Habits




Large, high-performance projector based on the aesthetic concept of the Boxer family. Boxer Round can be directed around two axes with the aid of two graduated ring nuts, and is available in surface-mount and pole-mount mode. Ideal for urban areas, façades, architecture, industry, places of worship.

Proiettore di grande dimensione, ad elevate prestazioni sviluppato sul medesimo concetto estetico della famiglia Boxer. Boxer Round è orientabile su due assi con l'ausilio di due ghiera graduate ed è disponibile in versione per montaggio a superficie e montaggio a palo. Ideale per aree urbane, facciate e architetture, industria, luoghi di culto.

D71 Boxer Round

Projectors | Linear effects | Downlight | Wall mounted | Step light | Walk-over | Bollard | **Urban lighting** | Signal lights | Underwater



BOXER ROUND



**Boxer Round projector
2 LED**



**Boxer Round projector
3 LED**



**Boxer Round projector
4 LED**



**Boxer Round projector
5 LED**



**Boxer Round projector
Asymmetric**



**Boxer Round projector
Asymmetric HP**



**Boxer Round
Street**



**Boxer Round
Street HP**

Electrical features/Caratteristiche elettriche

PROJECTORS
 LED 2700K CRI>80 - 3000K CRI>80 - 4000K CRI>80 - RGBW
 MacAdam: Step3 or better
 STREET
 LED 3000K CRI>70 - 4000K CRI>70
 MacAdam: Step5

220-240V Vac driver included
 ON-OFF, DALI and DMX dimming


PROJECTORS
 LED 2700K CRI>80 - 3000K CRI>80 - 4000K CRI>80 - RGBW
 MacAdam: Step3 o migliore
 STREET
 LED 3000K CRI>70 - 4000K CRI>70
 MacAdam: Step5

220-240V Vac driver incluso
 ON-OFF, DALI e DMX dimmerabile

Finishes/Finiture

Polyester powder coating, with a pluri-processed against corrosion
 (passed the exposure of over 1500 hours in a saline mist environment).

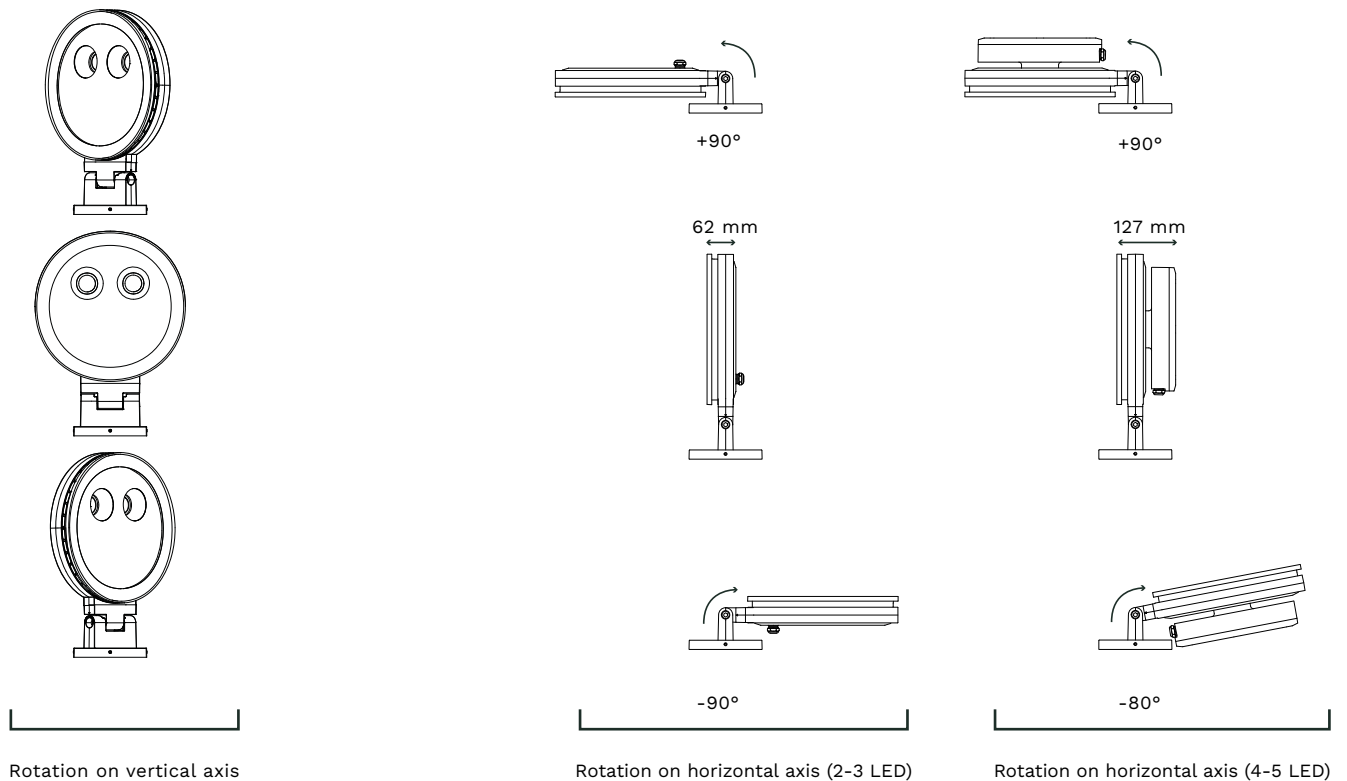
Verniciatura a polveri poliesteri, previo pluritrattamenti contro la
 corrosione (supera il test di 1500 ore in nebbia salina).

 Embossed graphite/Grafite gofrato

Optics/Optiche


Narrow, medium, wide, diffuse and asymmetric beams.

Fasci stretto, medio, largo, diffuso e asimmetrico.









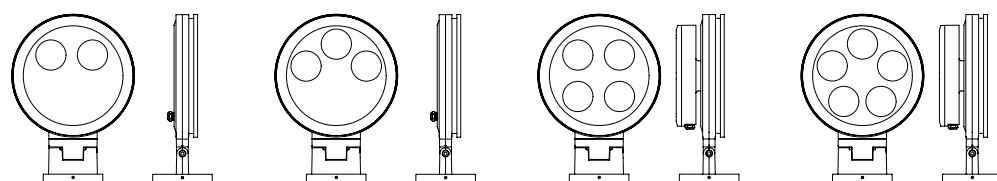






BOXER ROUND

BOXER ROUND PROJECTORS



2 LED

3 LED

4 LED

5 LED

2 LED: 325(L) x 157(W) x 444(H) mm
 3 LED: 325(L) x 157(W) x 444(H) mm
 4 LED: 325(L) x 166(W) x 444(H) mm
 5 LED: 325(L) x 166(W) x 444(H) mm

IP66
 Insulation class: I
 Die-cast aluminium body and bracket.
 Extra clear high efficiency tempered glass.

IP66
 Classe di isolamento: I
 Corpo e staffa in pressofusione d'alluminio.
 Vetro temperato extra chiaro ad alta efficienza.

2 LED

3 LED

3 LED RGBW

4 LED

4 LED RGBW

5 LED

5 LED RGBW

Total system power 40W
 Lumen output max (4000K) 5334lm

62W
 8003lm

49W
 1845lm

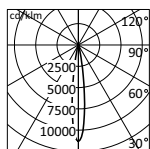
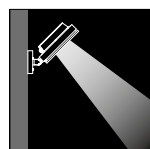
83W
 10671lm

65W
 2460lm

103W
 13338lm

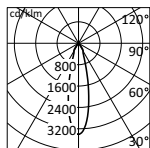
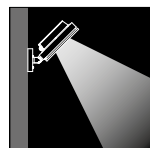
79W
 3075lm

Narrow beam Fascio stretto



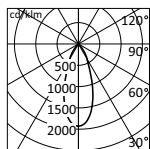
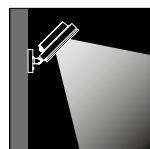
h(m)	Ø(m)	γ = 0°	α = β = 14°	Emed(k)	*
2.00	0.50			8267	
4.00	1.00			2067	
6.00	1.51			919	
8.00	2.01			517	
10.00	2.51			331	

Medium beam Fascio medio



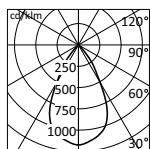

h(m)	Ø(m)	γ = 0°	α = β = 25°	Emed(k)	*
2.00	0.89			3596	
4.00	1.78			899	
6.00	2.67			400	
8.00	3.57			225	
10.00	4.46			144	

Wide beam Fascio largo



h(m)	Ø(m)	γ = 0°	α = β = 39°	Emed(k)	*
2.00	1.41			1903	
4.00	2.81			476	
6.00	4.22			211	
8.00	5.62			119	
10.00	7.03			76	

Diffused beam Fascio diffuso

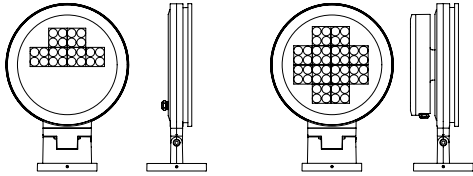


h(m)	Ø(m)	γ = 0°	α = β = 57°	Emed(k)	*
2.00	2.18			1110	
4.00	4.35			277	
6.00	6.53			123	
8.00	8.70			69	
10.00	10.88			44	

*Only for Boxer Round 3000K ON-OFF 3 LED.
 Other available versions: 2700K or 4000K and DALI or DMX.

*Solo per Boxer Round 3000K ON-OFF 3 LED.
 Altre versioni disponibili: 2700K o 4000K e DALI o DMX.

BOXER ROUND ASYMMETRIC



ASYMMETRIC

ASYMMETRIC HP

ASYMMETRIC: 325(L) x 157(W) x 444(H) mm
 ASYMMETRIC HP: 325(L) x 166(W) x 444(H) mm

IP66
 Insulation class: I
 Die-cast aluminium body and bracket.
 Extra clear high efficiency tempered glass.

IP66
 Classe di isolamento: I
 Corpo e staffa in pressofusione d'alluminio.
 Vetro temperato extra chiaro ad alta efficienza.

ASYMMETRIC

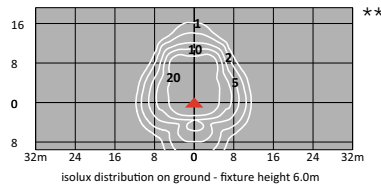
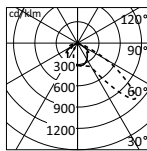
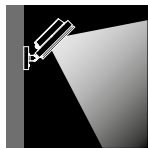
ASYMMETRIC HP

Total system power
 Lumen output max (4000K)

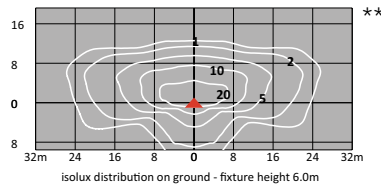
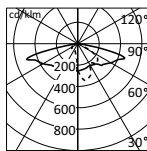
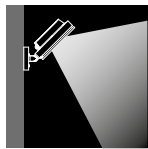
63W
 7492lm

126W
 15886lm

Asymmetric
Asimmetrico



Road asymmetric
Asimmetrico stradale

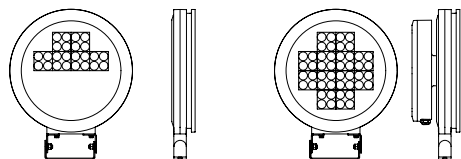


**Only for Boxer Round Asymmetric 3000K ON-OFF.
 Other available versions: 2700K or 4000K and DALI or DMX.

**Solo per Boxer Round Asymmetric 3000K ON-OFF.
 Altre versioni disponibili: 2700K o 4000K e DALI o DMX.

BOXER ROUND

BOXER ROUND STREET



STREET

STREET HP

STREET: 325(L) x 62(W) x 397(H) mm

STREET HP: 325(L) x 127(W) x 397(H) mm

IP66

Insulation class: I

Die-cast aluminium body.

Stainless steel bracket.

Extra clear high efficiency tempered glass.

IP66

Classe di isolamento: I

Corpo in pressofusione d'alluminio.

Staffa in acciaio inossidabile.

Vetro temperato extra chiaro ad alta efficienza.

STREET

STREET HP

Total system power

63W

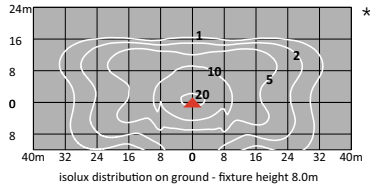
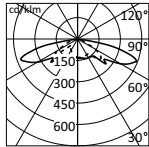
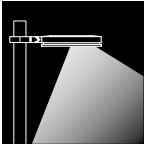
126W

Lumen output max (4000K)

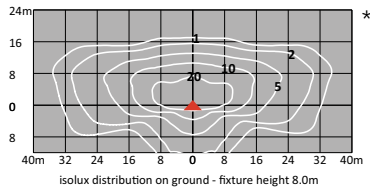
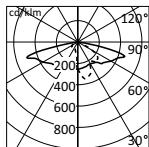
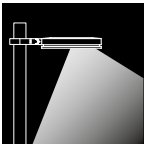
8121lm

16243lm

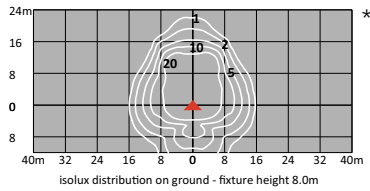
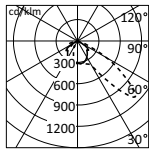
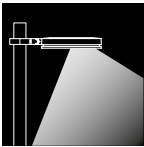
OD



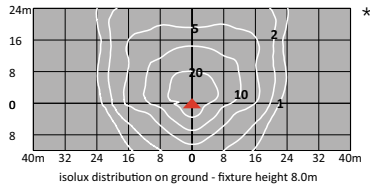
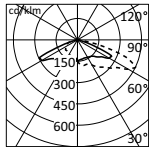
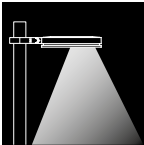
OE



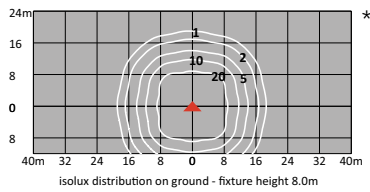
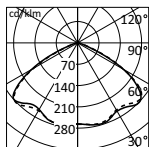
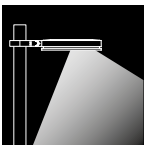
OF



OG



OR



*Only for Boxer Round Street HP 3000K ON-OFF.
Other available versions: 4000K and DALI or DMX.

*Solo per Boxer Round Street HP 3000K ON-OFF.
Altre versioni disponibili: 4000K e DALI o DMX.

New finishes

SOSIA



The true value of a product is revealed over time. The hanging lamps in the “Sosia” series are a designer classic, a Castaldi masterpiece featuring countless imitations. Over time, these lamps have evolved and adapted to the rapid onset of new light sources with ever-greater acclaim in numerous interior applications, especially professional firms, offices, shopping and sports centres, exhibition areas and transit areas. A point of reference for its clean lines, design simplicity, operational functionality and technical efficiency, today Sosia is going through a new evolutionary phase with new contemporary finishes that includes a diffuser in extra-light tempered mirrored glass.

Il valore di un prodotto è scandito dal tempo. Le sospensioni serie “Sosia” sono un classico del design, un masterpiece Castaldi, le cui imitazioni non si contano. Nel tempo si sono evolute e adeguate al rapido sviluppo delle nuove sorgenti luminose, conquistando numerosi campi di applicazione negli interni, in particolare studi professionali, uffici, centri commerciali e sportivi, aree espositive e luoghi di transito. Tuttora punto di riferimento per pulizia e semplicità del design, funzionalità operativa, efficienza tecnica, oggi Sosia vive una nuova fase evolutiva, con nuove finiture contemporanee, diffusore in vetro temperato extra chiaro specchiato.

D06 Sosia D23 Minisosia


Projectors | Linear effects | **Downlight** | Wall mounted | Step light | Walk-over | Bollard | Urban lighting | Signal lights | Underwater



SOSIA



Minisolia



Minisolia box



Solia



Solia box

Electrical features/Caratteristiche elettriche

LED 2700K CRI>80 - 3000K CRI>80 - 4000K CRI>80
MacAdam: Step3 or better
220-240V 50-60Hz
Integral ON-OFF or DALI
E27 lamp holder version

LED 2700K CRI>80 - 3000K CRI>80 - 4000K CRI>80
MacAdam: Step3 o migliore
220-240V 50-60Hz
ON-OFF o DALI integrato
Versione con attacco sorgente E27

Finishes/Finiture

Polyester powder coating, with a pluri-processed against corrosion
(passed the exposure of over 1500 hours in a saline mist environment).

Verniciatura a polveri poliesteri, previo pluritrattamenti contro la
corrosione (supera il test di 1500 ore in nebbia salina).

Brushed aluminium reflector and anti-corrosion topcoating.

Riflettore in alluminio spazzolato e rivestimento superficiale
anti-corrosione.



Brushed aluminium/Alluminio spazzolato



Embossed black/Nero goffrato
















SOSIA

SOSIA DOWNLIGHT



SOSIA



SOSIA BOX

SOSIA: Ø420(L,W) x 470(H) mm

SOSIA BOX: Ø420(L,W) x 670(H) mm

IP54
Die-cast aluminium heatsink and aluminium driver box.
Tempered extra clear mirrored glass.

IP54
Dissipatore in alluminio pressofuso e contenitore driver in alluminio.
Vetro specchiato temperato extra chiaro.

Total system power
Lumen output max (4000K)

SOSIA

41W
5501lm

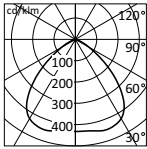
SOSIA E27

100W max

SOSIA BOX

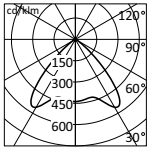
79W
8698lm

Sosia



h(m)	Ø (m)	γ = 0°	α = β = 96°	Emed(lx)
1.00	2.23			765
2.00	4.47			191
3.00	6.70			85
4.00	8.94			48
5.00	11.17			31

Sosia box



h(m)	Ø (m)	γ = 0°	α = β = 89°	Emed(lx)
1.00	1.97			1669
2.00	3.94			417
3.00	5.91			185
4.00	7.88			104
5.00	9.85			67

*Only for Sosia LED COB 3000K ON-OFF.
Other available versions: 2700K, 4000K or E27 and DALI.

*Solo per Sosia LED COB 3000K ON-OFF.
Altre versioni disponibili: 2700K, 4000K o E27 e DALI.

**Only for Sosia Box LED COB 3000K ON-OFF.
Other available versions: 2700K or 4000K and DALI.

**Solo per Sosia Box LED COB 3000K ON-OFF.
Altre versioni disponibili: 2700K o 4000K e DALI.

MINISOSIA DOWNLIGHT



MINISOSIA

MINISOSIA: Ø300(L,W) x 265(H) mm
 MINISOSIA BOX: Ø300(L,W) x 410(H) mm



MINISOSIA BOX

IP20
 Die-cast aluminium heatsink. Extruded aluminium driver box with die-cast aluminium cap.
 Tempered extra clear mirrored glass.

IP20
 Dissipatore in alluminio pressofuso. Contenitore driver in alluminio estruso con testate in alluminio pressofuso.
 Vetro specchiato temperato extra chiaro.

MINISOSIA E27

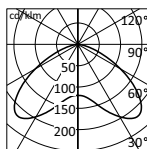
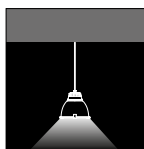
MINISOSIA BOX

Total system power
 Lumen output max (4000K)

100W max

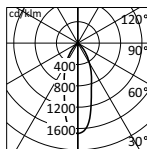
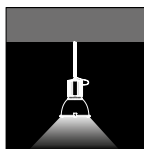
28W
 2545lm

Minisosia



h(m)	Ø(m)	γ=0°	α=β=121°	Emed(lx)	***
1.00	3.57			69	
2.00	7.14			17	
3.00	10.71			8	
4.00	14.28			4	
5.00	17.84			3	

Minisosia box



h(m)	Ø(m)	γ=0°	α=β=35°	Emed(lx)	****
1.00	0.63			2481	
2.00	1.26			620	
3.00	1.89			276	
4.00	2.52			155	
5.00	3.15			99	

***Only for Minisosia E27 LED 17,5W ON-OFF.

***Solo per Minisosia E27 LED 17,5W ON-OFF.

****Only for Minisosia Box LED COB 3000K ON-OFF.
 Other available versions: 2700K or 4000K and DALI.

****Solo per Minisosia Box LED COB 3000K ON-OFF.
 Altre versioni disponibili: 2700K o 4000K e DALI.

WAY LINEAR SYSTEM



A comprehensive, modular system that is able to solve countless indoor design needs. Compositions in thin extruded aluminium, coupled with a co-extruded polycarbonate screen that follows the aluminium's curves to perfection, for downlight, downlight+uplight and glare controlled solutions. Moreover, with Castaldi's LED boards, the Way linear system ensures utmost quality and customisation.

Un sistema completo e componibile, in grado di risolvere tantissime situazioni progettuali indoor. Composizioni in sottile estruso di alluminio, accoppiato ad uno schermo coestruso in polycarbonato, in grado di seguire perfettamente le curve dell'alluminio, per soluzioni downlight, downlight+uplight e glare controlled. Grazie anche alle schede LED Castaldi, Way linear system garantisce il massimo della qualità e della personalizzazione.

D78 Way linear system

Projectors | **Linear effects** | Downlight | Wall mounted | Step light | Walk-over | Bollard | Urban lighting | Signal lights | Underwater




WAY LINEAR SYSTEM

LINEAR



1000 mm




1500 mm

CIRCLE




Ø900 mm




Ø1500 mm

SQUARE




1000 x 1000 mm




1500 x 1500 mm

RECTANGULAR



1000 x 1500 mm



1000 x 2000 mm

OVAL




1000 x 1500 mm




1000 x 2000 mm

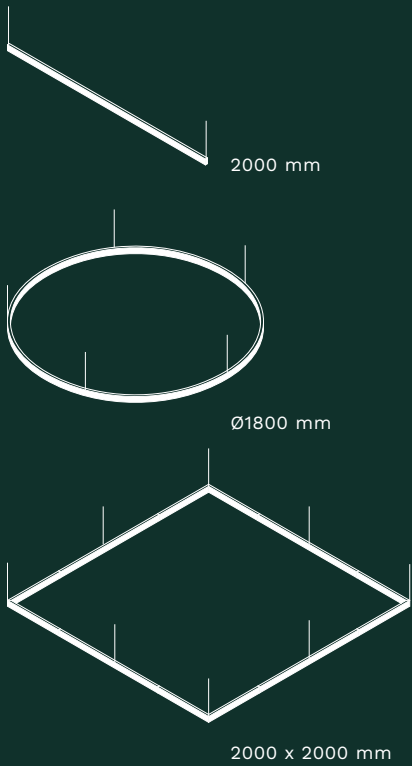
SQUARE ROUND



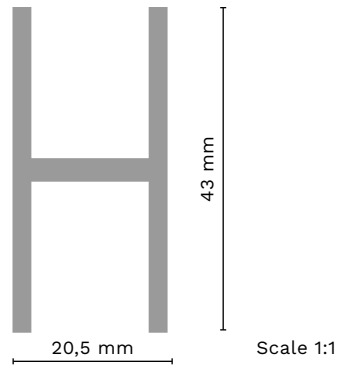
1400 x 1400 mm



2000 x 2000 mm

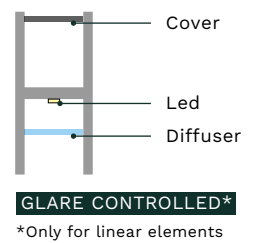
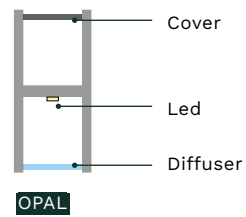


SECTION

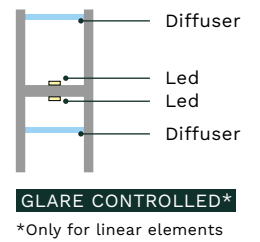
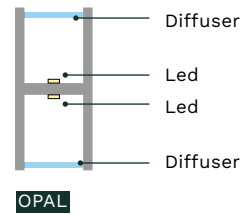


TYOLOGIES

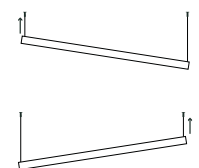
SINGLE EMISSION



DOUBLE EMISSION



SUSPENSION SYSTEM



Height regulation with metal cables.
Altezza regolabile tramite cavi metallici.

WAY LINEAR SYSTEM

Electrical features/Caratteristiche elettriche

LED 2700K CRI>90 - 3000K CRI>90 - 4000K CRI>90
MacAdam: Step3 or better
220-240Vac
ON-OFF, 1/10V or DALI

LED 2700K CRI>90 - 3000K CRI>90 - 4000K CRI>90
MacAdam: Step3 o migliore
220-240Vac
ON-OFF, 1/10V o DALI

Finishes/Finiture


Polyester powder coating.

Verniciatura a polveri poliesteri.

 Matt white/Bianco opaco


 Matt black/Nero opaco












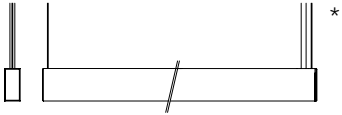
➔
GALLERIES
TERRACE SHOP
BAR
■ ■





WAY LINEAR SYSTEM

WAY LINEAR SYSTEM



1000/1500/2000(L) x 20,5(W) x 43(H) mm

IP20
Insulation class: III
Extruded aluminium profile.
Die-cast aluminium end caps.
Opal or prismatic diffuser.
Satin-finish extruded PMMA diffuser.

IP20
Classe di isolamento: III
Profilo in estruso di alluminio.
Testate in alluminio pressofuso.
Diffusore opale o prismatico.
Schermo estruso in PMMA satinato.

OPAL SINGLE EMISSION

Total system power
Lumen output max (4000K)

20W/m
1800lm/m

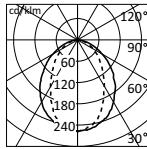
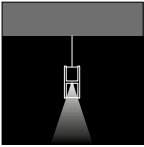
GLARE CONTROLLED SINGLE EMISSION

20W/m
1550lm/m

*Only for Way linear element.

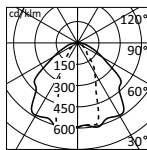
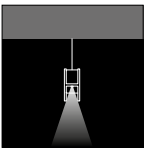
*Solo per Way elemento lineare.

Opal single emission
Opale monoemissione



h(m)	Ø(m)	γ = 0°	α = 96°	Ø(m)	γ = 0°	β = 70°	Emed(lx)	**
1.00	2.23			1.39			352	
1.50	3.35			2.09			157	
2.00	4.46			2.79			88	
2.50	5.58			3.48			56	
3.00	6.69			4.18			39	

Glare controlled single emission
Abbagliamento controllato monoemissione



h(m)	Ø(m)	γ = 0°	α = 107°	Ø(m)	γ = 0°	β = 51°	Emed(lx)	**
1.00	2.72			0.94			388	
1.50	4.08			1.42			172	
2.00	5.43			1.89			97	
2.50	6.79			2.36			62	
3.00	8.15			2.83			43	

**Only for Way linear element length 1000mm LED 3000K ON-OFF.
Other available versions: 2700K or 4000K, 1/10V or DALI and double emission.

**Solo per Way elemento lineare lunghezza 1000mm LED 3000K ON-OFF.
Altre versioni disponibili: 2700K o 4000K, 1/10V o DALI e biemissione.

@Castaldi
All rights reserved.

The details provided in this catalogue were correct at the time of publication (April 2022).
The specifications in this catalogue are intended as a guide only.

Castaldi shall not be held liable for any discrepancies between the illustrations or descriptions given and the actual products neither for any misprints and/or typing errors.

Castaldi reserves the right to make changes or modifications to its products at any time without notice.
Castaldi shall not be held liable for any discrepancies which may occur.

For further information, please visit castaldilighting.it

@Castaldi
Tutti i diritti riservati.

Le informazioni indicate in questo catalogo sono aggiornate al momento della pubblicazione (Aprile 2022).
Le caratteristiche e i dati tecnici riportati nel presente catalogo sono forniti solo a titolo indicativo.

Castaldi non si riterrà responsabile di discrepanze tra le illustrazioni e descrizioni fornite e i prodotti neppure a seguito di errori di stampa e/o errori di battitura.

Castaldi, in qualsiasi momento, si riserva il diritto di apportare variazioni ai prodotti senza previa notifica.
Castaldi non si riterrà responsabile di discrepanze che potrebbero presentarsi.

Per ulteriori informazioni, visita castaldilighting.it



IS PART OF



AURALIS

